

# JUST ONE MORE CUT



Newsletter of the  
**Central Florida Woodturners Club**

Member of the  
**American Association of Woodturners**

**October 2008      Volume 8    Number 10**

---

## ***JEFF MATTER DEMONSTRATES THE TURNING OF SEGMENTED ORNAMENTS***

Club member Jeff Matter provided the demonstration for our September meeting on 18 September 2008. He showed the members how to glue up rings, form the bottom and top of the ornaments, and then glue up the final piece and turn to final form.

Jeff started his talk with a small discussion of the computer program he uses to design the segments and the final piece. Besides a drawing of the final piece, the computer program also delivers a cut list. The cut list is most important because it includes dimensions and angles of the segments.

The demonstration was started with the gluing up of a ring, a group of segmented pieces of wood that forms a poly-sided geometric. The most important aspect of the gluing of the ring is that every joint be extremely tight, so tight that no light shines through.

Jeff started the turning by mounting a 2-inch by 2-inch block, and then bringing the block to round. This piece will be the top portion of the ornament. A tenon was then placed on the block. The block was remounted with the tenon inside an adjustable chuck, and the inside of the block removed. The face of the ornament-to-be was then trued.



Next, a dark veneer was placed onto the trued face. This veneer should also be segmented so that the linear filaments, and not the ends

of the filaments, are exposed after turning. After the veneer is glued, the segmented ring previously formed is glued to the veneer on the top part of the ornament. Once the glue is dried, the segmented ring is brought to round. At the same time, the outside of the ring face is brought to true, and the inside of the ring cut to desired wall thickness.

Another 2-inch by 2-inch block was then mounted into the lathe. This piece will be the bottom of the ornament. The block was worked in the same manner as the initial 2-inch by 2-inch block. When the piece was finished, a layer of dark veneer was glued to the piece. Also a hole was drilled in the end to receive a finial when the ornament is finished.



Jeff then placed a pre-constructed template on the head stock to hold the ornament. The tail stock was brought up to the ornament to hold it tightly, and hot glue was placed between the head-stock template and the ornament.

At this point, the ornament was brought to final shape. After finishing, the ornament was taken off and the finial placed into the bottom.

## **Off the Cuff -**

### **Cindy Drozda Workshop**

Cindy Drozda will be presenting a workshop on Friday, October 31st and Saturday, November 1st at Largo, Florida. On Sunday, November 2nd there will be a hands-on workshop. The workshop is being presented by the Florida West Coast Woodturners.

The demonstrations include boxes with inlay in the lid, ikebana vases and oil candles, finial boxes, and triangular boxes.

### **Stuart Batty Workshop**

Our club will be hosting a workshop from Tuesday, 13 January to Thursday 15 January. The workshop will be held at Richard Elenberger's place and will cost \$250 for the three-days.

### **Florida Woodturning Symposium**

The 2009 Florida Woodturning Symposium will be held from 9-11 January 2009 at the Lake Yale Baptist Conference Center near Eustis, Florida. Registration and costs of the symposium can be handled

online. See the Club's webpage, go to Calendar, then 2009 Annual Florida Woodturning Symposium, and click on the established link.

### **Christmas Party and Meeting**

The December meeting and Christmas party will be held on 18 December this year. The location is the Central Christian Church On Ivanhoe near Interstate 4.

Remember, this is the Club's Super Show and Tell. So bring your best work and a side dish, and sit back and enjoy the party.

### **Hal Simmons Classes at Woodcraft**

Woodcraft has announced that Hal Simmons will be teaching classes and presenting demonstrations on Friday, Saturday, and Sunday, 5-7 December. Projects will include ornaments, eggs, spheres symmetrical turning, and pepper mills.

Registration is through Woodcraft, Club members will receive a 20% discount.

---

---

## **Show and Tell - September 2008**




Guy Gerrand -  
Christmass tree ornament made of  
unknown wood and finished with  
Kyrilon



Art Pataky -  
A 12-inch platter made of Jaca-  
randa (brazilian rosewood) and fin-  
ished with lacquer.  
Platter is very thin and flat

## Show and Tell - September 2008 (cont.)




**J.P. Sutton -  
Platter made from cherry wood  
and finished with Minwax poly**



**Bob Walker -  
Platter made from walnut wood  
and finished with poly wipe-on**



**Gene Combs -  
Christmas tree ornaments made  
from various woods and finished  
with lacquer**



**Gene Combs -  
Walking cane with head of bass  
wood and shaft of maple. Finished  
with lacquer**



**Harvey Driver -  
Turned bowl made of unknown  
domestic wood and finished with  
Danish oil and Beall buffed**



**Bob harkrider -  
Assorted Christmas tree orna-  
ments made of various woods and  
urchin. Unknown finishes**

# Central Florida Woodturners

## OFFICERS

**President:** Bob Walker 407-328-8005  
**Vice-President:** Rick Coffman 407-321-7743  
**Treasurer:** Dave McNeely 407-846-3238  
**Secretary:** Susan Brooks 321-269-0088

## STEERING COMMITTEE

Stuart Lilie 407-644-4697  
**AT-LARGE MEMBERS**  
Gene Gross 407-876-4962  
Richard Elenberger 407-682-5202  
Bill Wohlfart 407-422-9910  
Sherry Hockenbery 863-816-1970

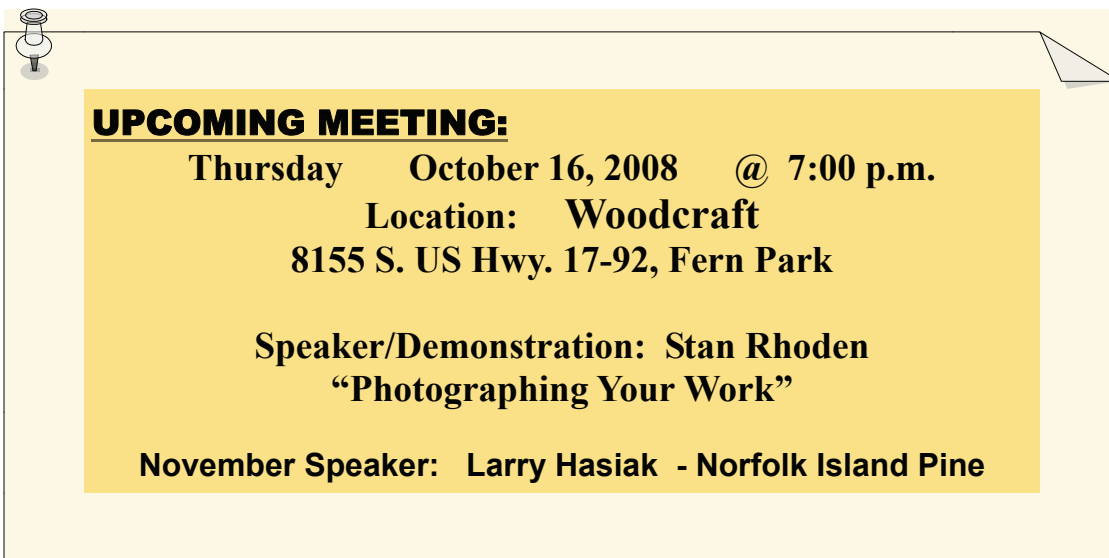
## COMMUNICATIONS

**Newsletter:** Bob Miller 407-869-5504  
**WebMaster:** Rick Coffman 407-321-7743

There will be a meeting of the Steering Committee at:

**5:00 pm, October 16, 2008 @ Denny's Restaurant, Casselberry**

This is NOT a closed meeting; all members are encouraged to attend.



**UPCOMING MEETING:**  
Thursday October 16, 2008 @ 7:00 p.m.  
Location: Woodcraft  
8155 S. US Hwy. 17-92, Fern Park  
  
Speaker/Demonstration: Stan Rhoden  
"Photographing Your Work"  
  
November Speaker: Larry Hasiak - Norfolk Island Pine

## Moments to Remember

**31 October to 2 November** - Cindy Drozda demonstration, Largo, Florida. Turning of various boxes and vases

**November** - Festival of Trees, Orlando Museum of Art

**5 & 6 December** - Hall Simmons Classes, at Woodcraft Store. Using the skew, and turning ornaments, eggs, spheres, and peppermills

**18 December** - Christmas Party, at the Central Christian Church, Lake Ivanhoe

**9-11 January, 2009** - 2009 Annual Florida Woodturning Symposium, Lake Yale Baptist Conference Center near Eustis, FL.

**13-15 January 2009** - Stuart Batty Workshop, Richard Elenberger's shop